

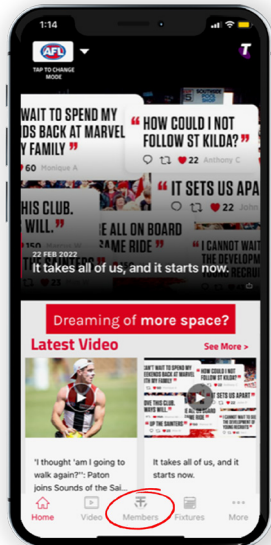
GENERAL ADMISSION

A step-by-step guide for GA members to access tickets through their mobile device



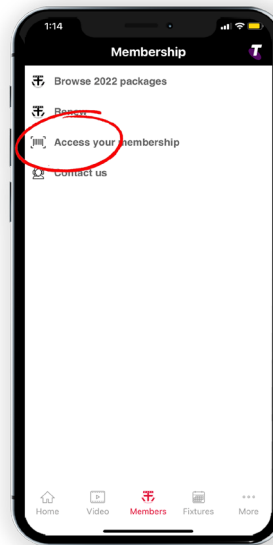
STEP 1

Download the Official Saints App from your relevant app store



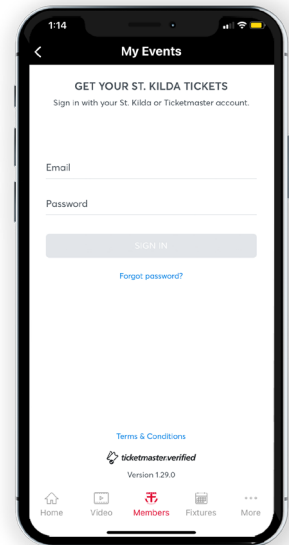
STEP 2

Go to 'Membership' located at the bottom of your screen



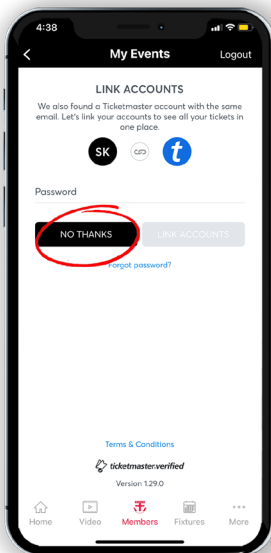
STEP 3

Once in Membership, go to 'Access your Membership'



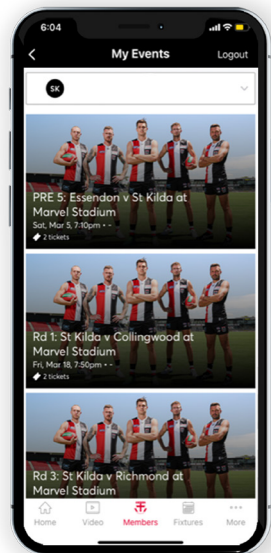
STEP 4

Make sure you are logged in to your My Saints account.



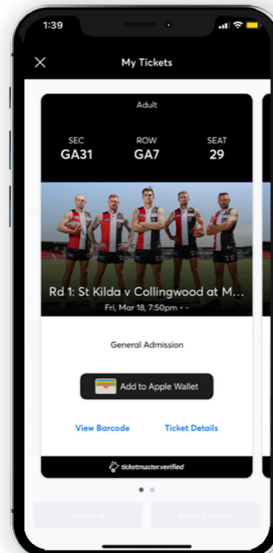
STEP 5

Do not link to your Ticketmaster account, as this can create issues with your account.



STEP 6

Click the game you would like to attend. Your ticket for each game will unlock 72 hours prior to each game.



STEP 7

72 hours prior to the game, click 'view barcode' to view your ticket and save it to your Digital Wallet.



STEP 8

View ticket in your Digital Wallet.

Questions? Contact our Membership Team on 1300 467 246